

Seating Rail™

Custom Railing System



The Seating Rail™ system allows fans the flexibility to stand shoulder to shoulder creating an electric environment, while also providing a comfortable seating position. This system adapts to steep rakes with help from its unique ultra slim seating profile. The angled frame creates a comfortable lean rail for standing supporters, while also increasing headroom for patrons during seated events.




Seating Rail™

Custom Railing System

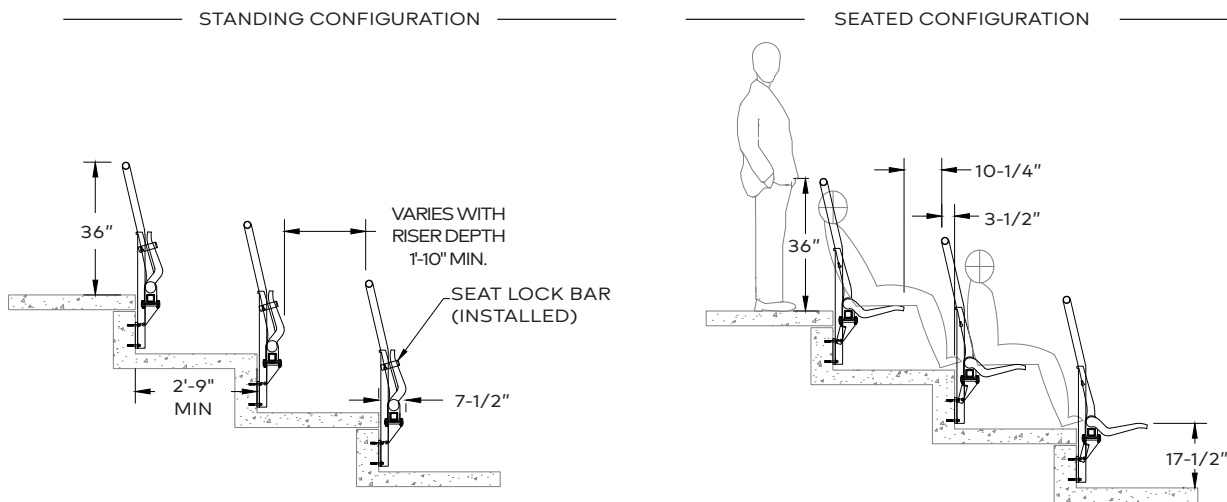


Tip Up Seat Configuration

This custom Seating Rail™ System allows fans the flexibility to stand shoulder to shoulder creating an electric environment, while also providing a comfortable seating position. This system adapts to steep rakes with help from its unique ultra slim seating profile. The angled frame creates a comfortable lean rail for standing supporters, while also increasing headroom for patrons during seated events.



Details



Specifications

- Material: Aluminum, Steel
- Finishes: Aluminum: Anodized/High Performance Coatings/Architectural Powder Coat
Steel: Galvanized/High Performance Coatings/Architectural Powder Coat
- Height: As Specified (36" Recommended)
- Post Spacing: Variable
- Mount Type: Top or Fascia
- Top Rail: Round Pipe
- Mid rail: Round Pipe (optional)
- Post: Square Tube, Rectangular Bar
- Seat: 18" wide, UV resistant, auto-lifting plastic (color options available)
- Options: Cup Holders, no seats, row decals

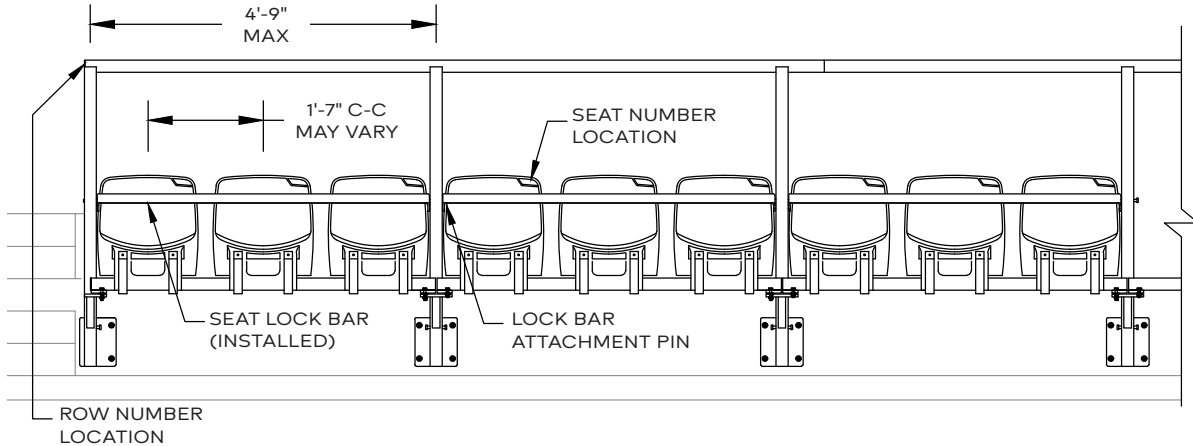
Seating Rail™

Custom Railing System

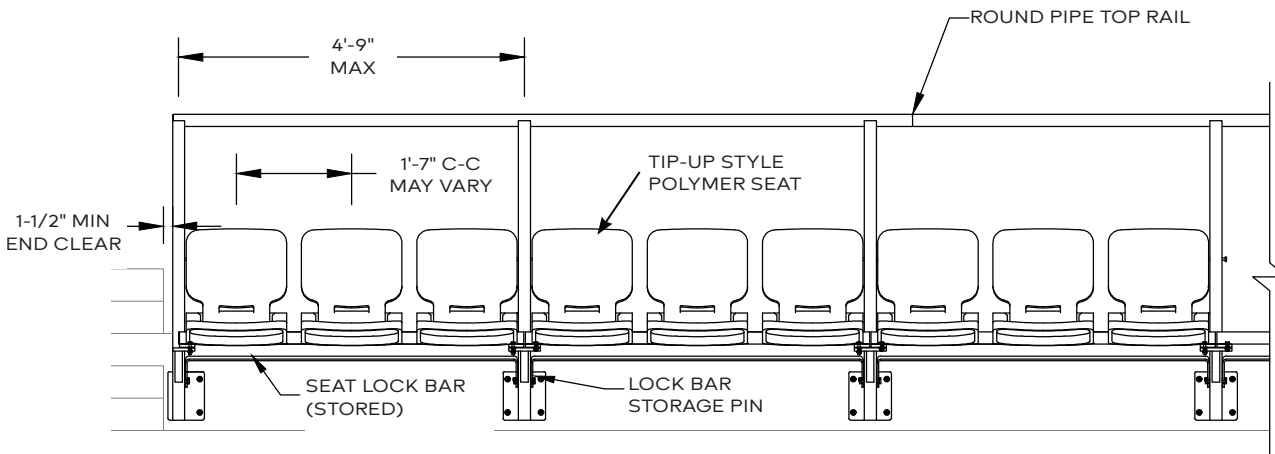


Tip Up Seat Configuration

Seating Rail System - Seats in Locked Position



Seating Rail System - Seats in Unlocked Position




Seating Rail™

Custom Railing System

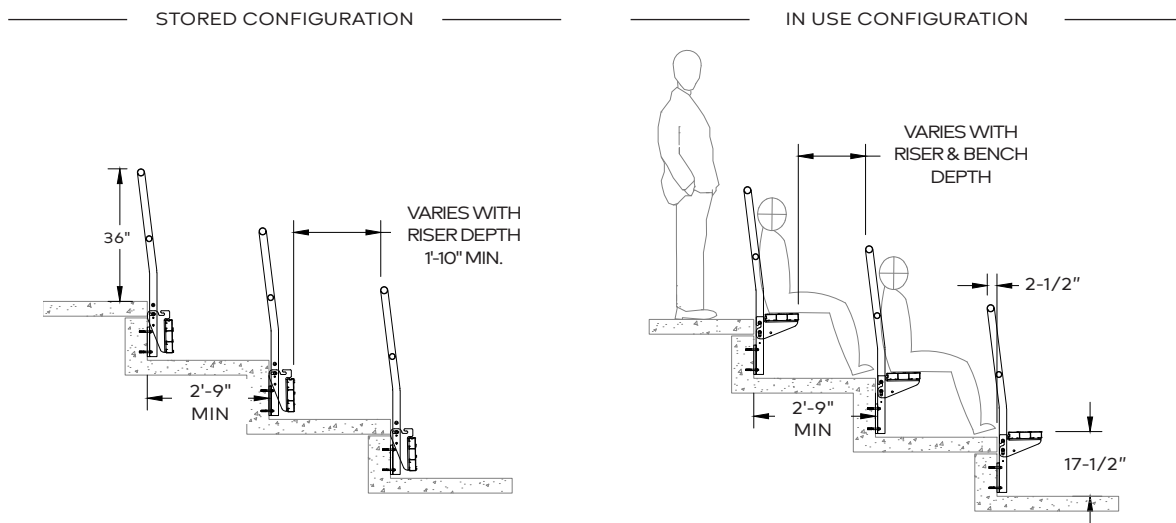


Bench Seat Configuration

The Stadium Bench System offers another safe standing solution for avid supporter sections. Similar in design to our Seating Rail System, this option features aluminum bench seats mounted securely to a metal frame. Designed to accommodate several seated spectators, the slim bench profile affords ample legroom for standing and easy flow within the section. The sturdy metal frame includes a built-in lean rail for added safety and comfort.



Details



Specifications

Material:	Aluminum, Steel
Finishes:	Aluminum: Anodized/High Performance Coatings/Architectural Powder Coat Steel: Galvanized/High Performance Coatings/Architectural Powder Coat
Height:	As Specified (36" Recommended)
Post Spacing:	Variable
Mount Type:	Top or Fascia
Top Rail:	Round Pipe
Mid rail:	Round Pipe (optional)
Post:	Square Tube, Rectangular Bar
Seat:	9" or 10" deep aluminum plank with fold down hinges
Options:	Cup Holders, no bench, row decals, fixed benches

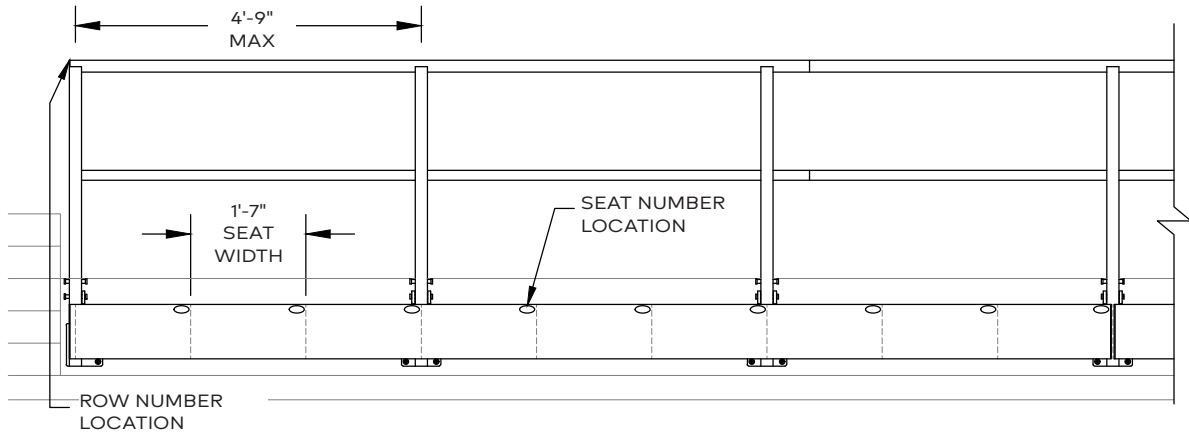
Seating Rail™

Custom Railing System

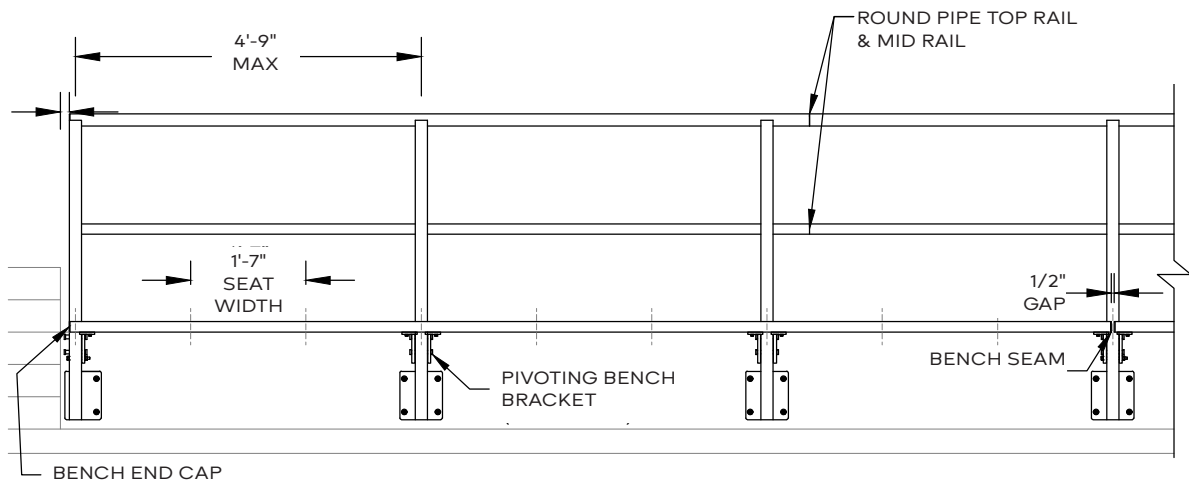


Bench Seat Configuration

Seating Rail System - Benches in storage Position



Seating Rail System - Benches in seat Position



Seating Rail™

Custom Railing System



Mounting Options

Fascia Mount



Seating Rail™

Custom Railing System

