

Glazing Solutions

Custom Structural Glass Applications



For an aesthetic appeal paired with a reliable structure, consider Sightline Commercial Solutions first-rate custom Glazing Solutions. Applicable to both indoor and outdoor commercial settings, the use of glass brings both finesse and strength to any structure. Custom Glazing (or structural glass) Solutions are used for a multitude of structures, including Ornamental Glass Paneling, Glass Fins, Glass Clamps, Edge Supported, Point Supported, and Treads & Flooring; adding vibrancy and safety to any project.



Structural glazing systems are designed in accordance with AAMA, GANA, and ASTM E1300 standards.

Glazing Solutions

Custom Structural Glass Applications




Ornamental Glass Paneling brings a sleek, aesthetically pleasing look to any project. Glass can be clear or colored to truly enhance a space.



Photo: Jeff Janko



Glass Fins turn traditional glass railing on its edge. Here the glass panels are not only the main structure of the railing, but turning the panels into fins allows for the air flow and more aggressive look compared to standard glass paneling.




Glazing Solutions

Custom Structural Glass Applications



Glass Clamps consist of precisely located metal clamps attached to structural elements. The clamps can be positioned vertically or horizontally, and no holes or notches are required in the glass.



Edge Supported Glass blends the components of traditional curtain walls with railing. The final product is a seamless transition between the two products, allowing the facade to look uniform top to bottom.

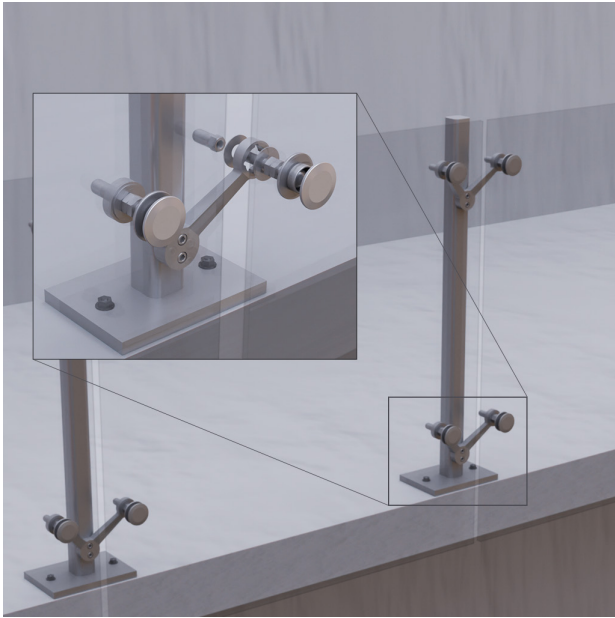


Glazing Solutions

Custom Structural Glass Applications



Custom Point Supported glass systems consist of discretely located stainless steel supports set in holes in the glass. These fittings can either be flush mounted or have button-type heads that sit above the glass surface.



Glass Treads & Flooring can truly bring your project to the next level. Textured surfaces and non-slip edges provide a safe walking surface. Why have just your railing be the only transparent surface of your stair case.

