

Chase Center

Basketball Arena





Exterior Track Rail optimizes sightlines overlooking the Mission Bay neighborhood.

Project: Chase Center
Architect: KHA | Gensler
Partners: GlasPro

Location: San Francisco, CA
Contractor: Mortenson | Clark JV
Completion: August 2019

Scope: The Chase Center is a state-of-the-art, multi-purpose arena for sports and entertainment located in San Francisco's Mission Bay neighborhood. Home to the NBA's Golden State Warriors, the new complex is the city's largest indoor venue, featuring an 18,064-seat arena, 100,000 square feet of mixed-use/retail space, and underground parking. The amenity-rich facility also includes 44 club suites, 32 courtside lounges, 60 theater boxes, premium lounges, and concourse areas with an array of food and beverage options. Inspired by the design team's vision to build a better fan experience, Sightline Commercial Solutions engineered 18,000 linear feet of architectural railings for the arena, including Track Rail, Cable Rail and a variety of custom drink rail applications to optimize views and fan enjoyment.




Track Rail complementing the sleek, modern architecture of the space.

Track Rail is enhanced by the abundance of natural light flowing through the concourse.




Aluminum handrail attached to the glass infill to safely guide patrons.




Grip Rail™ provides a stylish graspable handrail in between aisles.




Custom drink rail a to optimize fan views and enjoyment.



Upper concourse drink rail with mesh infill.



LED handrail located in the upper concourse serve as an important safety function.



Tensile Cable Railing add a touch of modern to the building.

We elevate places where experiences happen by providing innovative engineering, fabrication, and installation solutions to the most complex challenges. Discover our unconventional approach.